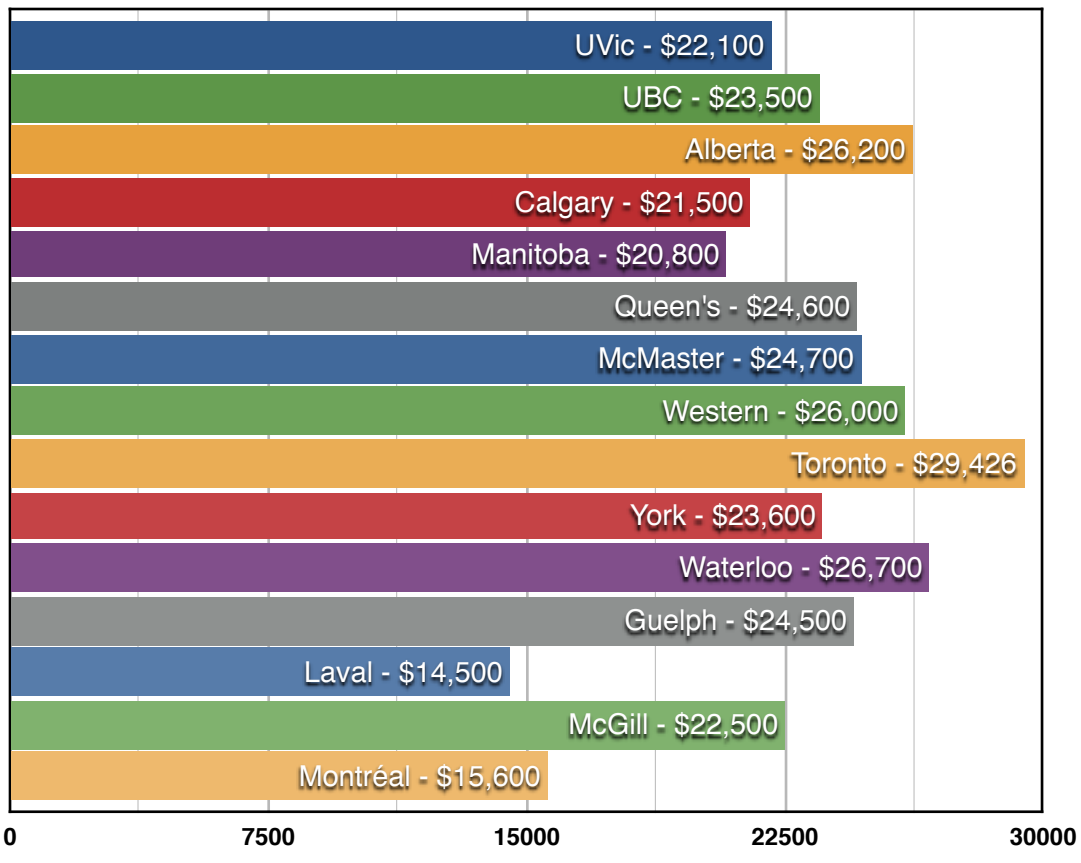
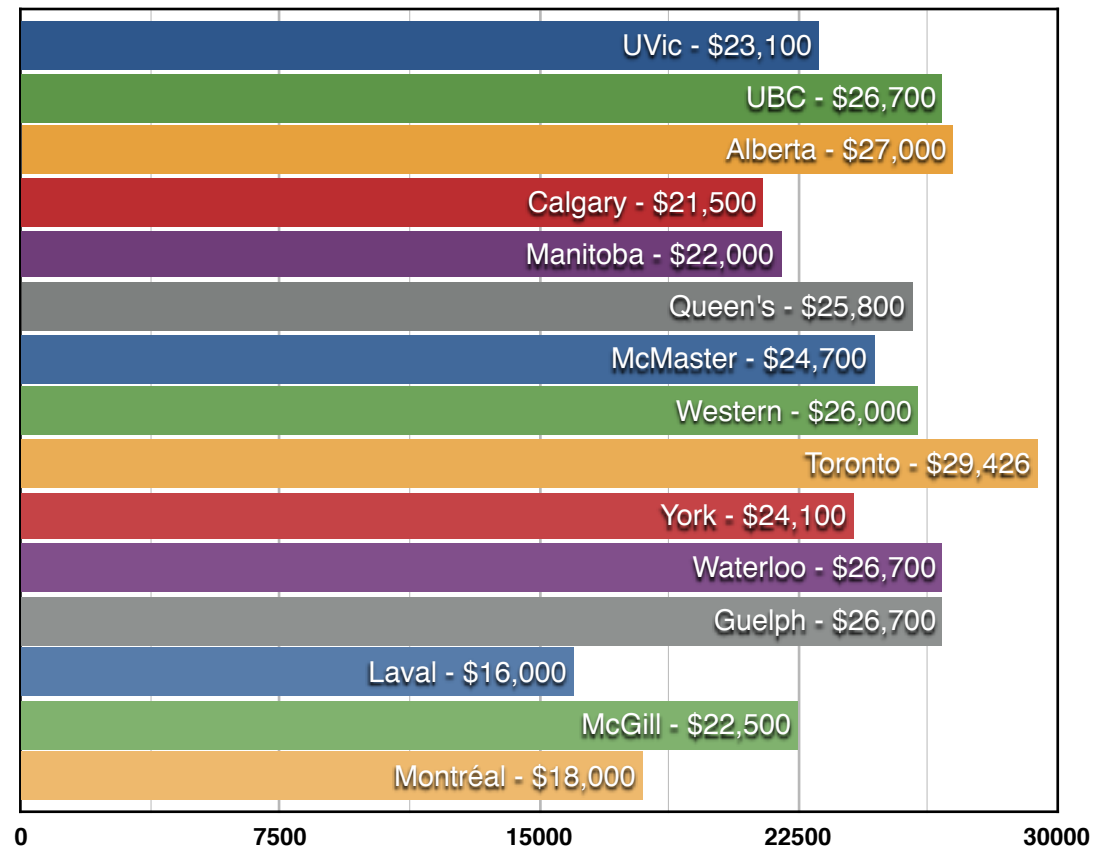


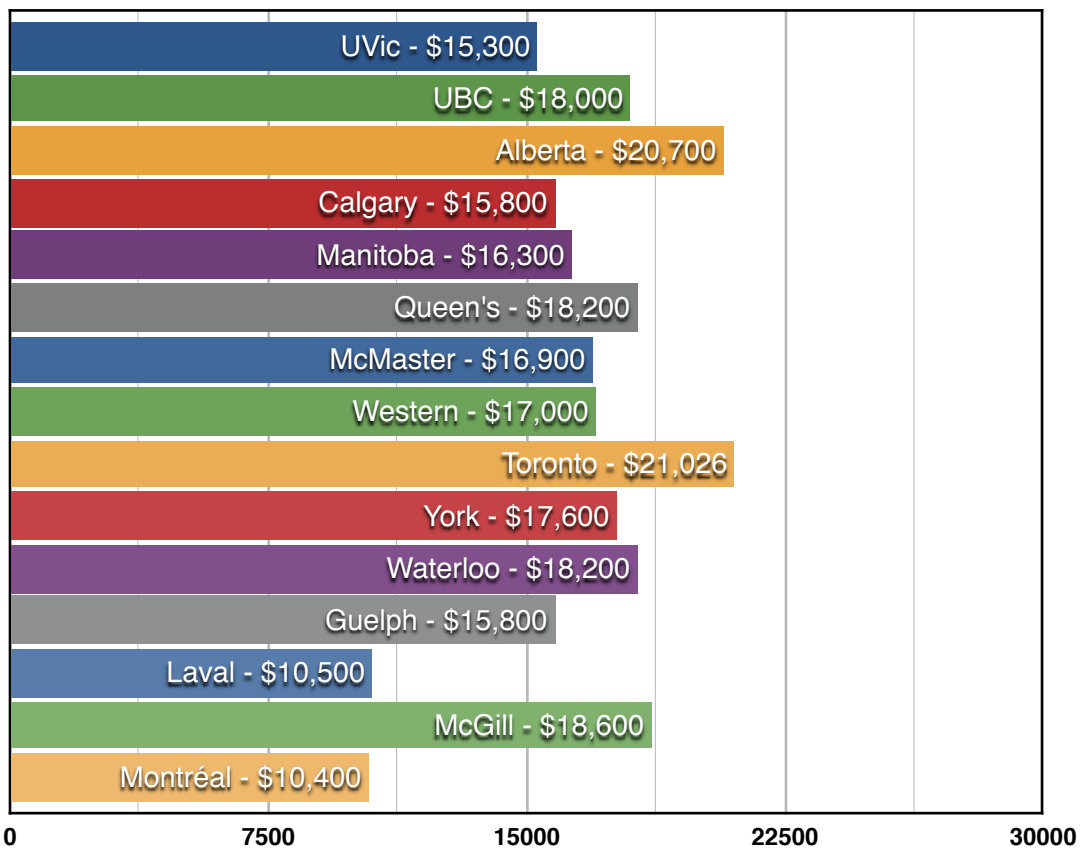
MSc minimum funding



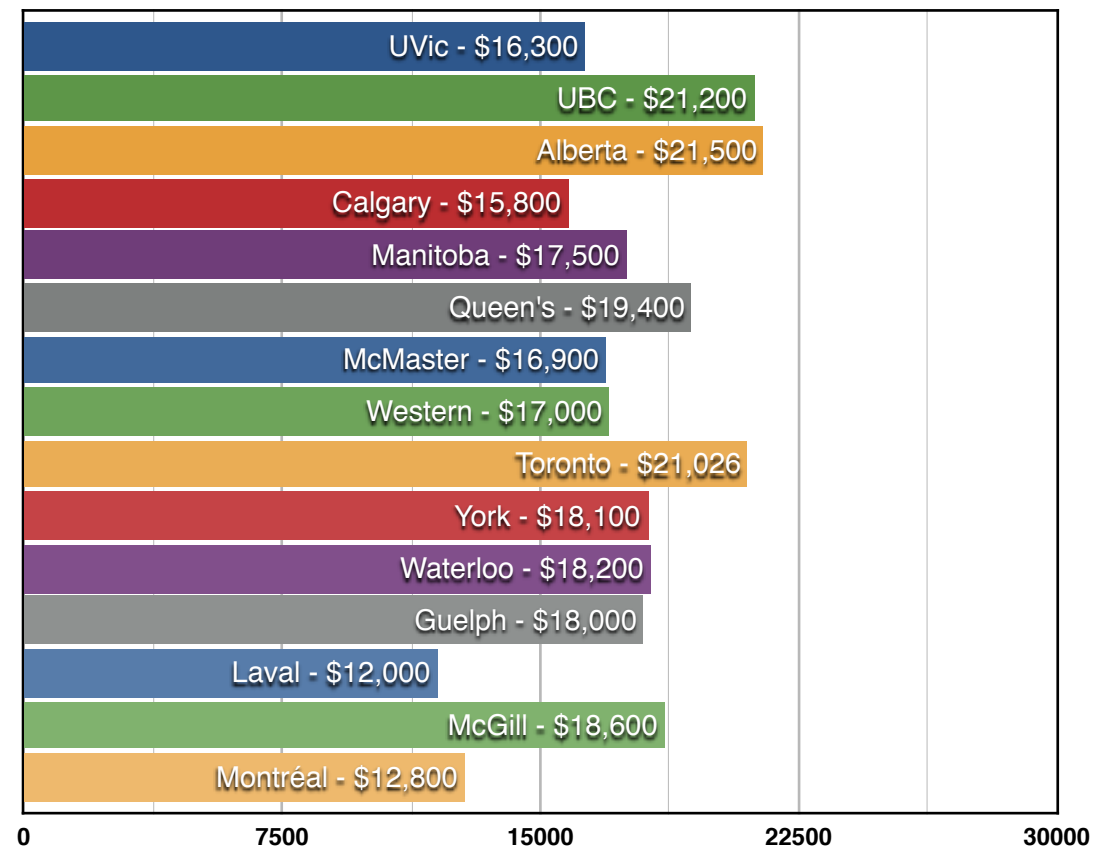
PhD minimum funding



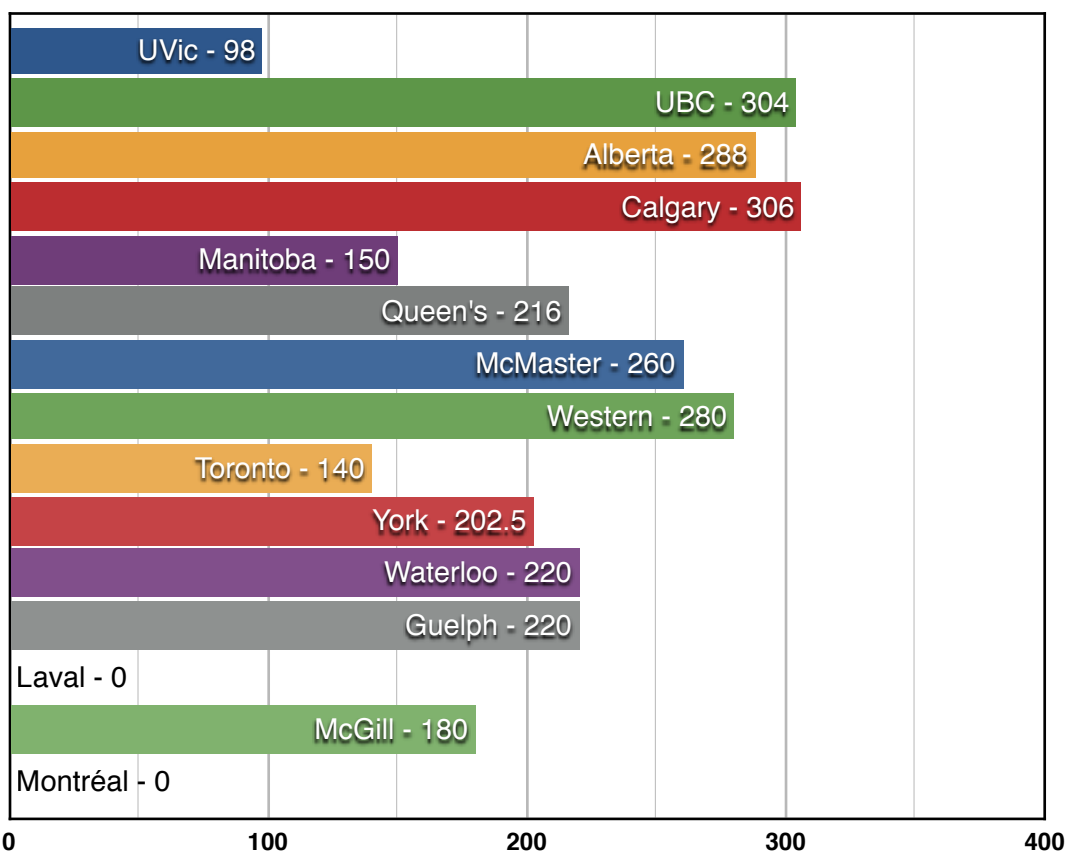
MSc minimum funding after tuition



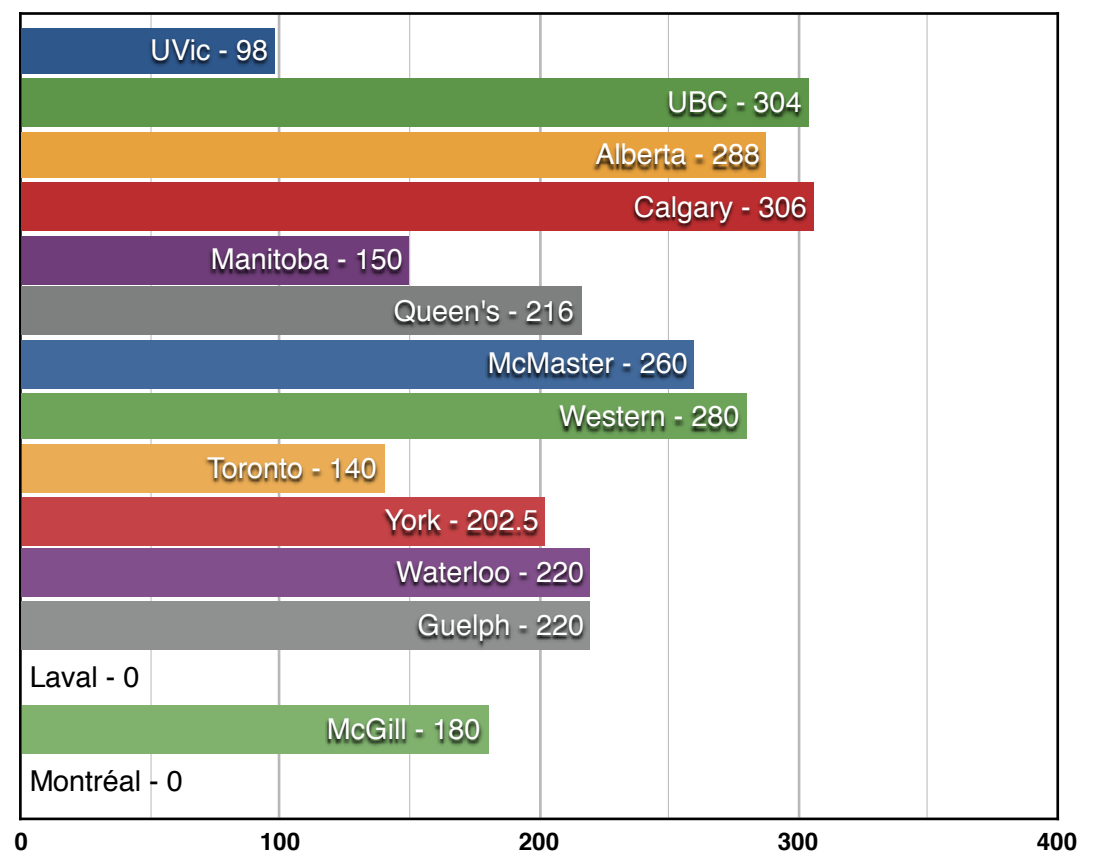
PhD minimum funding after tuition



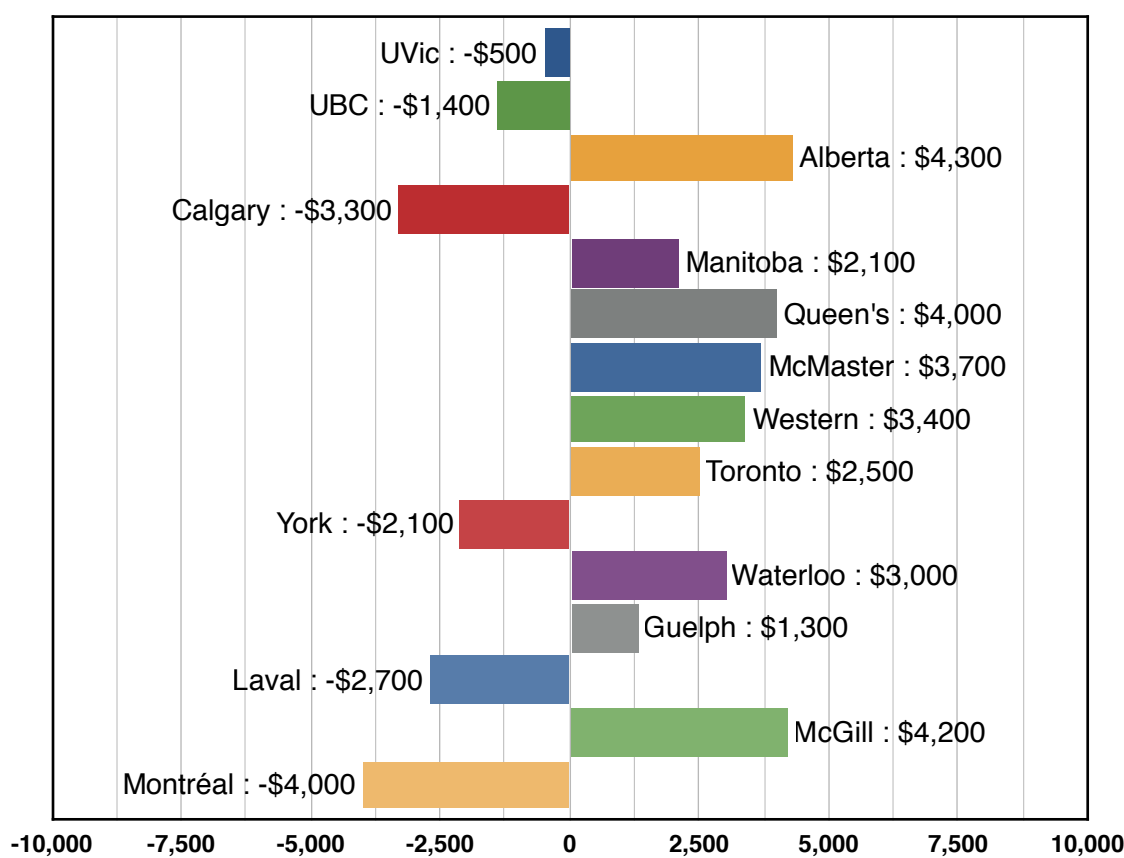
MSc - TA hours included in minimum funding



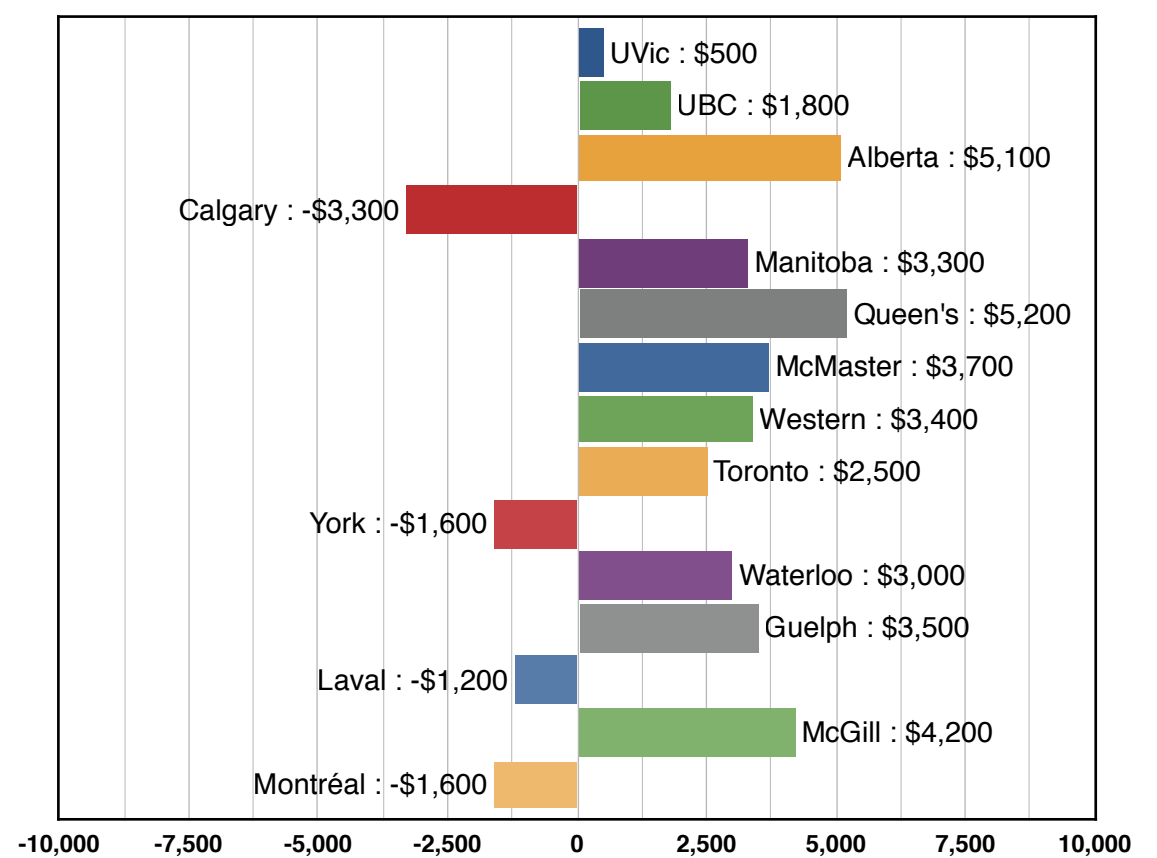
PhD - TA hours included in minimum funding



MSc disposable income - Minimum funding, average expenses scenario



PhD disposable income - Minimum funding, average expenses scenario



University of Victoria / HIA

Funding

	Minimum	NSERC ¹	TA hours included ²	TA included funding	One additional TA
MSc	22100	27100	98	2500	1500
PhD	23100	30600	98	2500	1500

Funding after tuition

	Minimum	NSERC ¹	One additional TA
MSc	15300	20300	16800
PhD	16300	23800	17800

International

Tuition difference covered	Yearly MSP ⁸
Yes	Covered

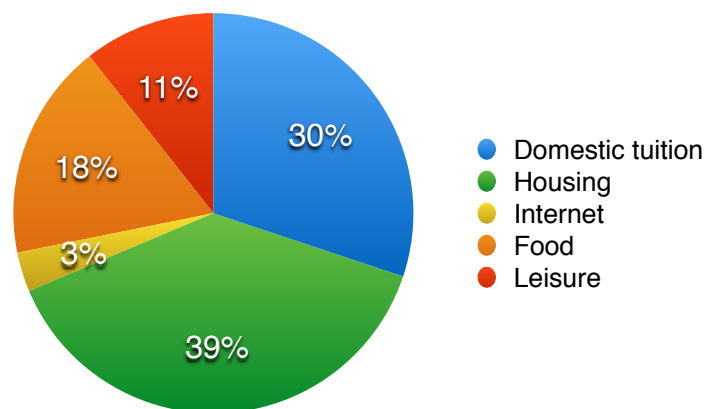
Expenses

	Monthly	Yearly average	Yearly minimum	Yearly maximum
Domestic tuition ³	-	6800	6800	6800
Transit	Included			
Housing ^{4, 7}	450-1000	8700	5400	12000
Internet	40-80	720	480	960
Food ^{5, 7}	330	3960	3960	3960
Leisure ^{6, 7}	200	2400	2400	2400

Disposable income (nearest 100\$)

	Scenario	Average expenses	Minimum expenses	Maximum expenses
Msc	Minimum funding	-\$500	\$3,100	-\$4,000
	NSERC	\$4,500	\$8,100	\$1,000
	One additional TA	\$1,000	\$4,600	-\$2,500
PhD	Minimum funding	\$500	\$4,100	-\$3,000
	NSERC	\$8,000	\$11,600	\$4,500
	One additional TA	\$2,000	\$5,600	-\$1,500

Yearly average expenses



Notes

- 1 - First year funding, PhD value is for PGS D only
- 2 - Numbers of paid TA hours included in minimum funding per year.
- 3 - First year domestic tuition
- 4 - Range from shared 3-bedrooms apartment outside of city centre to 1-bedroom in city centre. For most cases, the average is in good agreement with either a 3-bedrooms apartment in the city centre or a 1-bedroom outside of the city centre
- 5 - Groceries, two on-campus meals per week (\$8/meal) and one beverage (tea, coffee) per day (\$2/beverage)
- 6 - Fitness club, movies twice a month and restaurant four times a month
- 7 - Source : Crowd-sourced data from www.numbeo.com/cost-of-living/
- 8 - Provincial Medical Service Plan

Funding reference(s)

- UVic Physics and Astronomy website (11-2014)
- UVic graduate students (11-2014)

University of British Columbia

Funding

	Minimum	NSERC ¹	TA hours included ²	TA included funding	One additional TA
MSc	23500	25500	304	9100	n/a
PhD	26700	31400	304	9400	n/a

Funding after tuition

	Minimum	NSERC ¹	One additional TA
MSc	18000	20000	n/a
PhD	21200	25900	n/a

International

Tuition difference covered	Yearly MSP ⁸
Yes	Covered

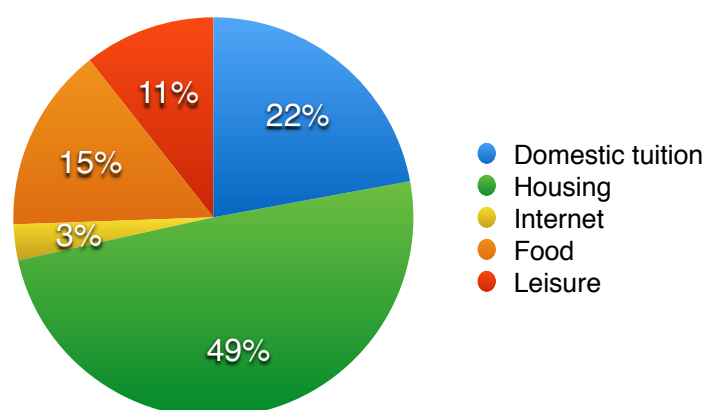
Expenses

	Monthly	Yearly average	Yearly minimum	Yearly maximum
Domestic tuition ³	-	5500	5500	5500
Transit	Included			
Housing ^{4, 7}	650-1400	12300	7800	16800
Internet	40-80	720	480	960
Food ^{5, 7}	310	3720	3720	3720
Leisure ^{6, 7}	220	2640	2640	2640

Disposable income (nearest 100\$)

	Scenario	Average expenses	Minimum expenses	Maximum expenses
Msc	Minimum funding	-\$1,400	\$3,400	-\$6,100
	NSERC	\$600	\$5,400	-\$4,100
	One additional TA	n/a	n/a	n/a
PhD	Minimum funding	\$1,800	\$6,600	-\$2,900
	NSERC	\$6,500	\$11,300	\$1,800
	One additional TA	n/a	n/a	n/a

Yearly average expenses



Notes

- 1 - First year funding, PhD value is for PGS D only
- 2 - Numbers of paid TA hours included in minimum funding per year.
- 3 - First year domestic tuition
- 4 - Range from shared 3-bedrooms apartment outside of city centre to 1-bedroom in city centre. For most cases, the average is in good agreement with either a 3-bedrooms apartment in the city centre or a 1-bedroom outside of the city centre
- 5 - Groceries, two on-campus meals per week (\$8/meal) and one beverage (tea, coffee) per day (\$2/beverage)
- 6 - Fitness club, movies twice a month and restaurant four times a month
- 7 - Source : Crowd-sourced data from www.numbeo.com/cost-of-living/
- 8 - Provincial Medical Service Plan

Funding reference(s)

- UBC Physics and Astronomy website (11-2014)
- UBC graduate chair (03-2015)

University of Alberta

Funding

	Minimum	NSERC ¹	TA hours included ²	TA included funding	One additional TA
MSc	26200	29200	288	17500	n/a
PhD	27000	35500	288	18000	n/a

Funding after tuition

	Minimum	NSERC ¹	One additional TA
MSc	20700	23700	n/a
PhD	21500	30000	n/a

International

Tuition difference covered	Yearly MSP ⁸
1st year	Covered

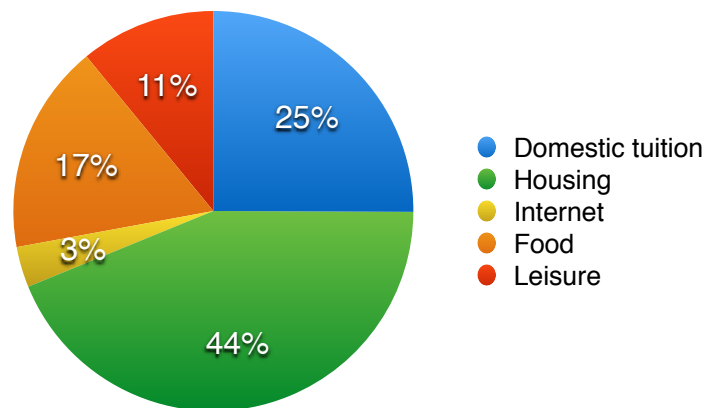
Expenses

	Monthly	Yearly average	Yearly minimum	Yearly maximum
Domestic tuition ³	-	5500	5500	5500
Transit	Included			
Housing ^{4,7}	500-1100	9600	6000	13200
Internet	40-80	720	480	960
Food ^{5,7}	310	3720	3720	3720
Leisure ^{6,7}	200	2400	2400	2400

Disposable income (nearest 100\$)

	Scenario	Average expenses	Minimum expenses	Maximum expenses
Msc	Minimum funding	\$4,300	\$8,100	\$400
	NSERC	\$7,300	\$11,100	\$3,400
	One additional TA	n/a	n/a	n/a
PhD	Minimum funding	\$5,100	\$8,900	\$1,200
	NSERC	\$13,600	\$17,400	\$9,700
	One additional TA	n/a	n/a	n/a

Yearly average expenses



Notes

- 1 - First year funding, PhD value is for PGS D only
- 2 - Numbers of paid TA hours included in minimum funding per year.
- 3 - First year domestic tuition
- 4 - Range from shared 3-bedrooms apartment outside of city centre to 1-bedroom in city centre. For most cases, the average is in good agreement with either a 3-bedrooms apartment in the city centre or a 1-bedroom outside of the city centre
- 5 - Groceries, two on-campus meals per week (\$8/meal) and one beverage (tea, coffee) per day (\$2/beverage)
- 6 - Fitness club, movies twice a month and restaurant four times a month
- 7 - Source : Crowd-sourced data from www.numbeo.com/cost-of-living/
- 8 - Provincial Medical Service Plan

Funding reference(s)

- University of Alberta Physics website (11-2014)

University of Calgary

Funding

	Minimum	NSERC ^{1,9}	TA hours included ²	TA included funding	One additional TA
MSc	21500	31000	306	13000	n/a
PhD	21500	31000	306	13000	n/a

Funding after tuition

	Minimum	NSERC ¹	One additional TA
MSc	15800	25300	n/a
PhD	15800	25300	n/a

International

Tuition difference covered	Yearly MSP ⁸
Yes	Covered

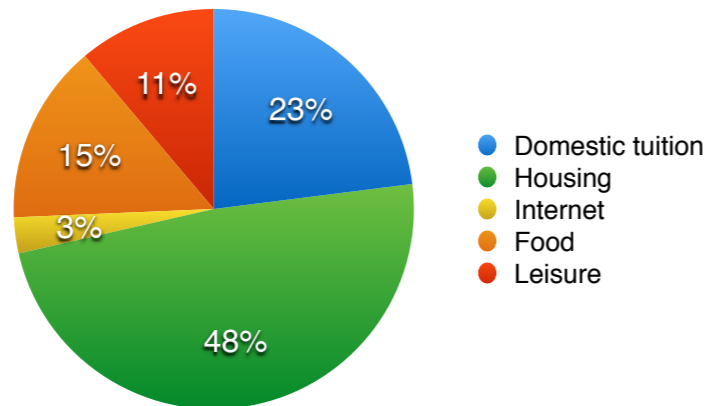
Expenses

	Monthly	Yearly average	Yearly minimum	Yearly maximum
Domestic tuition ³	-	5700	5700	5700
Transit	Included			
Housing ^{4,7}	600-1400	12000	7200	16800
Internet	40-80	720	480	960
Food ^{5,7}	300	3600	3600	3600
Leisure ^{6,7}	230	2760	2760	2760

Disposable income (nearest 100\$)

	Scenario	Average expenses	Minimum expenses	Maximum expenses
Msc	Minimum funding	-\$3,300	\$1,800	-\$8,300
	NSERC	\$6,200	\$11,300	\$1,200
	One additional TA	n/a	n/a	n/a
PhD	Minimum funding	-\$3,300	\$1,800	-\$8,300
	NSERC	\$6,200	\$11,300	\$1,200
	One additional TA	n/a	n/a	n/a

Yearly average expenses



Notes

- 1 - First year funding, PhD value is for PGS D only
- 2 - Numbers of paid TA hours included in minimum funding per year.
- 3 - First year domestic tuition
- 4 - Range from shared 3-bedrooms apartment outside of city centre to 1-bedroom in city centre. For most cases, the average is in good agreement with either a 3-bedrooms apartment in the city centre or a 1-bedroom outside of the city centre
- 5 - Groceries, two on-campus meals per week (\$8/meal) and one beverage (tea, coffee) per day (\$2/beverage)
- 6 - Fitness club, movies twice a month and restaurant four times a month
- 7 - Source : Crowd-sourced data from www.numbeo.com/cost-of-living/
- 8 - Provincial Medical Service Plan

Funding reference(s)

- University of Calgary Physics and Astronomy website (11-2014)

University of Manitoba

Funding

	Minimum	NSERC ¹	TA hours included ²	TA included funding	One additional TA
MSc	20800	28000	150	3000	1000
PhD	22000	31500	150	3000	1000

Funding after tuition

	Minimum	NSERC ¹	One additional TA
MSc	16300	23500	17300
PhD	17500	27000	18500

International

Tuition difference covered	Yearly MSP ⁸
Yes	n/a

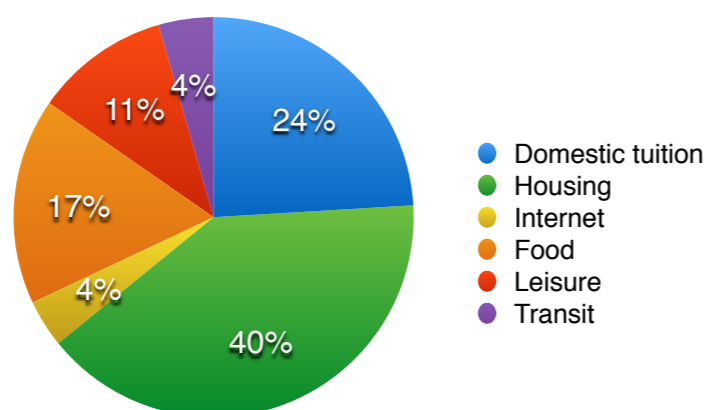
Expenses

	Monthly	Yearly average	Yearly minimum	Yearly maximum
Domestic tuition ³	-	4500	4500	4500
Transit	69	830	830	830
Housing ^{4, 7}	400-850	7500	4800	10200
Internet	40-80	720	480	960
Food ^{5, 7}	260	3120	3120	3120
Leisure ^{6, 7}	170	2040	2040	2040

Disposable income (nearest 100\$)

	Scenario	Average expenses	Minimum expenses	Maximum expenses
Msc	Minimum funding	\$2,100	\$5,000	-\$900
	NSERC	\$9,300	\$12,200	\$6,400
	One additional TA	\$3,100	\$6,000	\$100
PhD	Minimum funding	\$3,300	\$6,200	\$400
	NSERC	\$12,800	\$15,700	\$9,900
	One additional TA	\$4,300	\$7,200	\$1,400

Yearly average expenses



Notes

- 1 - First year funding, PhD value is for PGS D only
- 2 - Numbers of paid TA hours included in minimum funding per year.
- 3 - First year domestic tuition
- 4 - Range from shared 3-bedrooms apartment outside of city centre to 1-bedroom in city centre. For most cases, the average is in good agreement with either a 3-bedrooms apartment in the city centre or a 1-bedroom outside of the city centre
- 5 - Groceries, two on-campus meals per week (\$8/meal) and one beverage (tea, coffee) per day (\$2/beverage)
- 6 - Fitness club, movies twice a month and restaurant four times a month
- 7 - Source : Crowd-sourced data from www.numbeo.com/cost-of-living/
- 8 - Provincial Medical Service Plan

Funding reference(s)

- University of Manitoba Physics and Astronomy website (11-2014)
- Department administration (03-2015)

Queen's University

Funding

	Minimum	NSERC ¹	TA hours included ²	TA included funding	One additional TA
MSc	24600	32700	216	4100	4100
PhD	25800	34600	216	4100	4100

Funding after tuition

	Minimum	NSERC ¹	One additional TA
MSc	18200	26300	22300
PhD	19400	28200	23500

International

Tuition difference covered	Yearly MSP ⁸
5000 of 6200	Covered

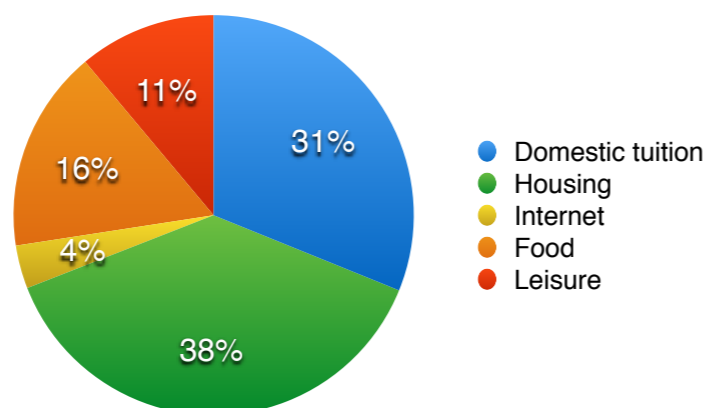
Expenses

	Monthly	Yearly average	Yearly minimum	Yearly maximum
Domestic tuition ³	-	6400	6400	6400
Transit	Included			
Housing ^{4, 7}	400-900	7800	4800	10800
Internet	40-80	720	480	960
Food ^{5, 7}	280	3360	3360	3360
Leisure ^{6, 7}	190	2280	2280	2280

Disposable income (nearest 100\$)

	Scenario	Average expenses	Minimum expenses	Maximum expenses
Msc	Minimum funding	\$4,000	\$7,300	\$800
	NSERC	\$12,100	\$15,400	\$8,900
	One additional TA	\$8,100	\$11,400	\$4,900
PhD	Minimum funding	\$5,200	\$8,500	\$2,000
	NSERC	\$14,000	\$17,300	\$10,800
	One additional TA	\$9,300	\$12,600	\$6,100

Yearly average expenses



Notes

- 1 - First year funding, PhD value is for PGS D only
- 2 - Numbers of paid TA hours included in minimum funding per year.
- 3 - First year domestic tuition
- 4 - Range from shared 3-bedrooms apartment outside of city centre to 1-bedroom in city centre. For most cases, the average is in good agreement with either a 3-bedrooms apartment in the city centre or a 1-bedroom outside of the city centre
- 5 - Groceries, two on-campus meals per week (\$8/meal) and one beverage (tea, coffee) per day (\$2/beverage)
- 6 - Fitness club, movies twice a month and restaurant four times a month
- 7 - Source : Crowd-sourced data from www.numbeo.com/cost-of-living/
- 8 - Provincial Medical Service Plan

Funding reference(s)

- Queen's Physics and Astronomy website (11-2014)
- Queen's graduate students (03-2015)

McMaster University

Funding

	Minimum	NSERC ¹	TA hours included ²	TA included funding	One additional TA
MSc	24700	32500	260	10700	n/a
PhD	24700	34100	260	10700	n/a

Funding after tuition

	Minimum	NSERC ¹	One additional TA
MSc	16900	24700	n/a
PhD	16900	26300	n/a

International

Tuition difference covered	Yearly MSP ⁸
Yes	700

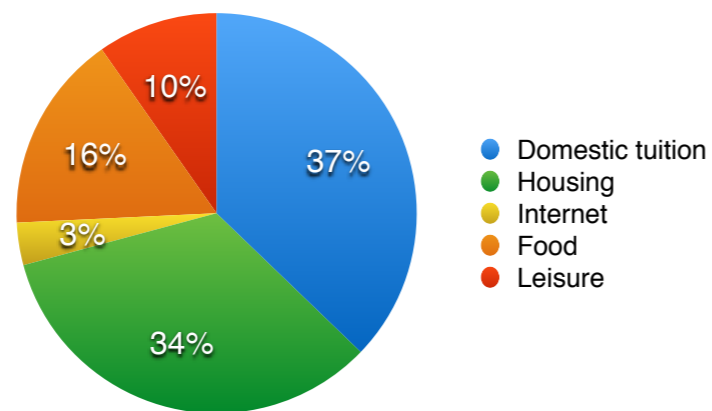
Expenses

	Monthly	Yearly average	Yearly minimum	Yearly maximum
Domestic tuition ³	-	7800	7800	7800
Transit	Included			
Housing ^{4, 7}	375-800	7050	4500	9600
Internet	40-80	720	480	960
Food ^{5, 7}	280	3360	3360	3360
Leisure ^{6, 7}	170	2040	2040	2040

Disposable income (nearest 100\$)

	Scenario	Average expenses	Minimum expenses	Maximum expenses
Msc	Minimum funding	\$3,700	\$6,500	\$900
	NSERC	\$11,500	\$14,300	\$8,700
	One additional TA	n/a	n/a	n/a
PhD	Minimum funding	\$3,700	\$6,500	\$900
	NSERC	\$13,100	\$15,900	\$10,300
	One additional TA	n/a	n/a	n/a

Yearly average expenses



Notes

- 1 - First year funding, PhD value is for PGS D only
- 2 - Numbers of paid TA hours included in minimum funding per year.
- 3 - First year domestic tuition
- 4 - Range from shared 3-bedrooms apartment outside of city centre to 1-bedroom in city centre. For most cases, the average is in good agreement with either a 3-bedrooms apartment in the city centre or a 1-bedroom outside of the city centre
- 5 - Groceries, two on-campus meals per week (\$8/meal) and one beverage (tea, coffee) per day (\$2/beverage)
- 6 - Fitness club, movies twice a month and restaurant four times a month
- 7 - Source : Crowd-sourced data from www.numbeo.com/cost-of-living/
- 8 - Provincial Medical Service Plan

Funding reference(s)

- McMaster graduate students (03-2015)
- Department administration (04-2015)

University of Western Ontario

Funding

	Minimum	NSERC ¹	TA hours included ²	TA included funding	One additional TA
MSc	26000	n/a	280	n/a	n/a
PhD	26000	n/a	280	n/a	n/a

Funding after tuition

	Minimum	NSERC ¹	One additional TA
MSc	17000	n/a	n/a
PhD	17000	n/a	n/a

International

Tuition difference covered	Yearly MSP ⁸
Yes	n/a

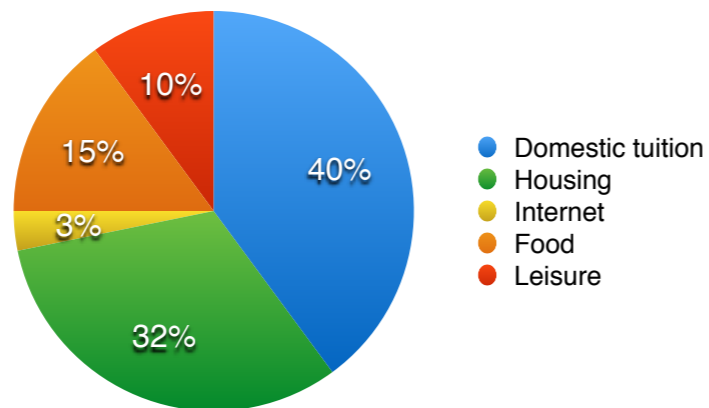
Expenses

	Monthly	Yearly average	Yearly minimum	Yearly maximum
Domestic tuition ³	-	9000	9000	9000
Transit	included			
Housing ^{4,7}	350-850	7200	4200	10200
Internet	40-80	720	480	960
Food ^{5,7}	280	3360	3360	3360
Leisure ^{6,7}	190	2280	2280	2280

Disposable income (nearest 100\$)

	Scenario	Average expenses	Minimum expenses	Maximum expenses
Msc	Minimum funding	\$3,400	\$6,700	\$200
	NSERC	n/a	n/a	n/a
	One additional TA	n/a	n/a	n/a
PhD	Minimum funding	\$3,400	\$6,700	\$200
	NSERC	n/a	n/a	n/a
	One additional TA	n/a	n/a	n/a

Yearly average expenses



Notes

- 1 - First year funding, PhD value is for PGS D only
- 2 - Numbers of paid TA hours included in minimum funding per year.
- 3 - First year domestic tuition
- 4 - Range from shared 3-bedrooms apartment outside of city centre to 1-bedroom in city centre. For most cases, the average is in good agreement with either a 3-bedrooms apartment in the city centre or a 1-bedroom outside of the city centre
- 5 - Groceries, two on-campus meals per week (\$8/meal) and one beverage (tea, coffee) per day (\$2/beverage)
- 6 - Fitness club, movies twice a month and restaurant four times a month
- 7 - Source : Crowd-sourced data from www.numbeo.com/cost-of-living/
- 8 - Provincial Medical Service Plan

Funding reference(s)

- UWO grad chair (03-2015)

University of Toronto

Funding

	Minimum	NSERC ¹	TA hours included ²	TA included funding	One additional TA
MSc	29426	34426	140	6225	3112
PhD	29426	34426	140	6225	3112

Funding after tuition

	Minimum	NSERC ¹	One additional TA
MSc	21026	26026	24138
PhD	21026	26026	24138

International

Tuition difference covered	Yearly MSP ⁸
Yes	Covered

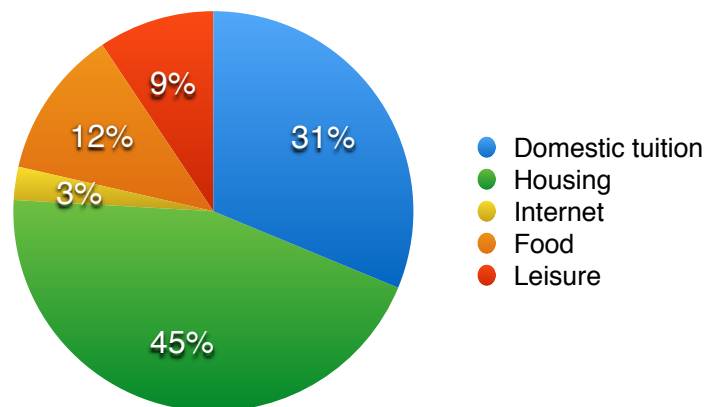
Expenses

	Monthly	Yearly average	Yearly minimum	Yearly maximum
Domestic tuition ³	-	8400	8400	8400
Transit	Included			
Housing ^{4, 7}	600-1400	12000	7200	16800
Internet	40-80	720	480	960
Food ^{5, 7}	270	3240	3240	3240
Leisure ^{6, 7}	210	2520	2520	2520

Disposable income (nearest 100\$)

	Scenario	Average expenses	Minimum expenses	Maximum expenses
Msc	Minimum funding	\$2,500	\$7,600	-\$2,500
	NSERC	\$7,500	\$12,600	\$2,500
	One additional TA	\$5,600	\$10,700	\$600
PhD	Minimum funding	\$2,500	\$7,600	-\$2,500
	NSERC	\$7,500	\$12,600	\$2,500
	One additional TA	\$5,600	\$10,700	\$600

Yearly average expenses



Notes

- 1 - First year funding, PhD value is for PGS D only
- 2 - Numbers of paid TA hours included in minimum funding per year.
- 3 - First year domestic tuition
- 4 - Range from shared 3-bedrooms apartment outside of city centre to 1-bedroom in city centre. For most cases, the average is in good agreement with either a 3-bedrooms apartment in the city centre or a 1-bedroom outside of the city centre
- 5 - Groceries, two on-campus meals per week (\$8/meal) and one beverage (tea, coffee) per day (\$2/beverage)
- 6 - Fitness club, movies twice a month and restaurant four times a month
- 7 - Source : Crowd-sourced data from www.numbeo.com/cost-of-living/
- 8 - Provincial Medical Service Plan

Funding reference(s)

- UofT Astronomy and Astrophysics website (05-2015)
- Department communications (05-2015)

York University

Funding

	Minimum	NSERC ¹	TA hours included ²	TA included funding	One additional TA
MSc	23600	27500	202.5	n/a	up to 3568
PhD	24100	27500	202.5	n/a	up to 3568

Funding after tuition

	Minimum	NSERC ¹	One additional TA
MSc	17600	21500	21168
PhD	18100	21500	21668

International

Tuition difference covered	Yearly MSP ⁸
4800 of 7000 before 2014	Covered
0 of 14500/13500 since 2014	

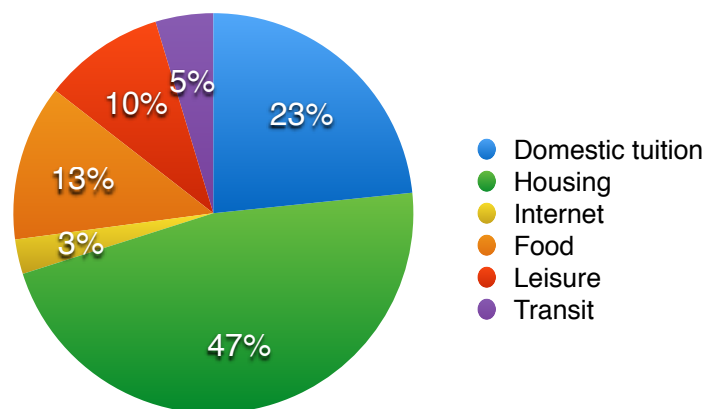
Expenses

	Monthly	Yearly average	Yearly minimum	Yearly maximum
Domestic tuition ³	-	6000	6000	6000
Transit	100	1200	1200	1200
Housing ^{4, 7}	600-1400	12000	7200	16800
Internet	40-80	720	480	960
Food ^{5, 7}	270	3240	3240	3240
Leisure ^{6, 7}	210	2520	2520	2520

Disposable income (nearest 100\$)

	Scenario	Average expenses	Minimum expenses	Maximum expenses
Msc	Minimum funding	-\$2,100	\$3,000	-\$7,100
	NSERC	\$1,800	\$6,900	-\$3,200
	One additional TA	1468	6568	-3532
PhD	Minimum funding	-\$1,600	\$3,500	-\$6,600
	NSERC	\$1,800	\$6,900	-\$3,200
	One additional TA	1968	7068	-3032

Yearly average expenses



Notes

- 1 - First year funding, PhD value is for PGS D only
- 2 - Numbers of paid TA hours included in minimum funding per year.
- 3 - First year domestic tuition
- 4 - Range from shared 3-bedrooms apartment outside of city centre to 1-bedroom in city centre. For most cases, the average is in good agreement with either a 3-bedrooms apartment in the city centre or a 1-bedroom outside of the city centre
- 5 - Groceries, two on-campus meals per week (\$8/meal) and one beverage (tea, coffee) per day (\$2/beverage)
- 6 - Fitness club, movies twice a month and restaurant four times a month
- 7 - Source : Crowd-sourced data from www.numbeo.com/cost-of-living/
- 8 - Provincial Medical Service Plan

Funding reference(s)

- York University Physics and Astronomy website (11-2014)
- York Physics and Astronomy Graduate Director (03-2015)

University of Waterloo

Funding

	Minimum	NSERC ¹	TA hours included ²	TA included funding	One additional TA
MSc	26700	27500	220	4000	n/a
PhD	26700	31000	220	4000	n/a

Funding after tuition

	Minimum	NSERC ¹	One additional TA
MSc	18200	19000	n/a
PhD	18200	22500	n/a

International

Tuition difference covered	Yearly MSP ⁸
Yes	Included

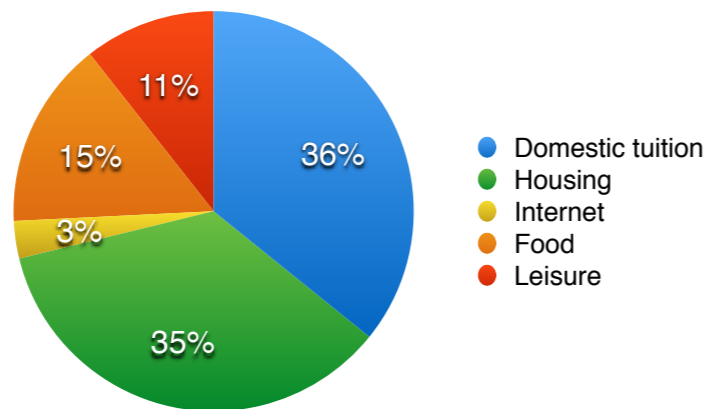
Expenses

	Monthly	Yearly average	Yearly minimum	Yearly maximum
Domestic tuition ³	-	8500	8500	8500
Transit	Included			
Housing ^{4, 7}	450-950	8400	5400	11400
Internet	40-80	720	480	960
Food ^{5, 7}	300	3600	3600	3600
Leisure ^{6, 7}	210	2520	2520	2520

Disposable income (nearest 100\$)

	Scenario	Average expenses	Minimum expenses	Maximum expenses
Msc	Minimum funding	\$3,000	\$6,200	-\$300
	NSERC	\$3,800	\$7,000	\$500
	One additional TA	n/a	n/a	n/a
PhD	Minimum funding	\$3,000	\$6,200	-\$300
	NSERC	\$7,300	\$10,500	\$4,000
	One additional TA	n/a	n/a	n/a

Yearly average expenses



Notes

- 1 - First year funding, PhD value is for PGS D only
- 2 - Numbers of paid TA hours included in minimum funding per year.
- 3 - First year domestic tuition
- 4 - Range from shared 3-bedrooms apartment outside of city centre to 1-bedroom in city centre. For most cases, the average is in good agreement with either a 3-bedrooms apartment in the city centre or a 1-bedroom outside of the city centre
- 5 - Groceries, two on-campus meals per week (\$8/meal) and one beverage (tea, coffee) per day (\$2/beverage)
- 6 - Fitness club, movies twice a month and restaurant four times a month
- 7 - Source : Crowd-sourced data from www.numbeo.com/cost-of-living/
- 8 - Provincial Medical Service Plan

Funding reference(s)

- GWPI website (11-2014)
- GWPI communications (03-2015)

University of Guelph

Funding

	Minimum	NSERC ¹	TA hours included ²	TA included funding	One additional TA
MSc	24500	35000	220	n/a	n/a
PhD	26700	40700	220	n/a	n/a

Funding after tuition

	Minimum	NSERC ¹	One additional TA
MSc	15800	26300	n/a
PhD	18000	32000	n/a

International

Tuition difference covered	Yearly MSP ⁸
Yes	Included

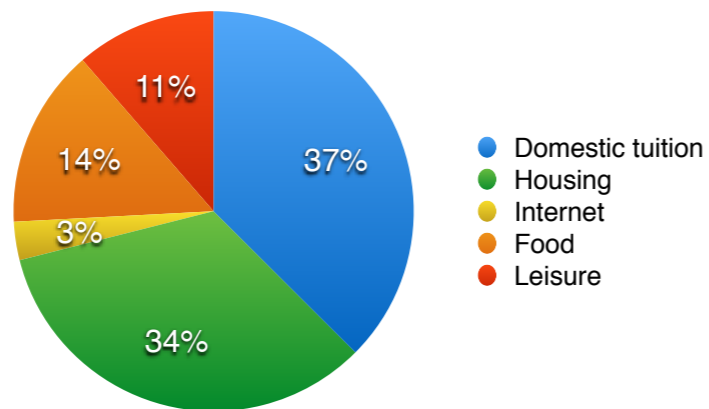
Expenses

	Monthly	Yearly average	Yearly minimum	Yearly maximum
Domestic tuition ³	-	8700	8700	8700
Transit	Included			
Housing ^{4, 7}	450-850	7800	5400	10200
Internet	40-80	720	480	960
Food ^{5, 7}	280	3360	3360	3360
Leisure ^{6, 7}	220	2640	2640	2640

Disposable income (nearest 100\$)

	Scenario	Average expenses	Minimum expenses	Maximum expenses
Msc	Minimum funding	\$1,300	\$3,900	-\$1,400
	NSERC	\$11,800	\$14,400	\$9,100
	One additional TA	n/a	n/a	n/a
PhD	Minimum funding	\$3,500	\$6,100	\$800
	NSERC	\$17,500	\$20,100	\$14,800
	One additional TA	n/a	n/a	n/a

Yearly average expenses



Notes

- 1 - First year funding, PhD value is for PGS D only
- 2 - Numbers of paid TA hours included in minimum funding per year.
- 3 - First year domestic tuition
- 4 - Range from shared 3-bedrooms apartment outside of city centre to 1-bedroom in city centre. For most cases, the average is in good agreement with either a 3-bedrooms apartment in the city centre or a 1-bedroom outside of the city centre
- 5 - Groceries, two on-campus meals per week (\$8/meal) and one beverage (tea, coffee) per day (\$2/beverage)
- 6 - Fitness club, movies twice a month and restaurant four times a month
- 7 - Source : Crowd-sourced data from www.numbeo.com/cost-of-living/
- 8 - Provincial Medical Service Plan

Funding reference(s)

- GWPI website (11-2014)
- GWPI communications (03-2015)

Laval University

Funding

	Minimum	NSERC ¹	TA hours included ²	TA included funding	One additional TA
MSc	14500	17500	0	0	1200
PhD	16000	21000	0	0	1200

Funding after tuition

	Minimum	NSERC ¹	One additional TA
MSc	10500	13500	11700
PhD	12000	17000	13200

International

Tuition difference covered	Yearly MSP ⁸
No ⁹	1000 ⁹

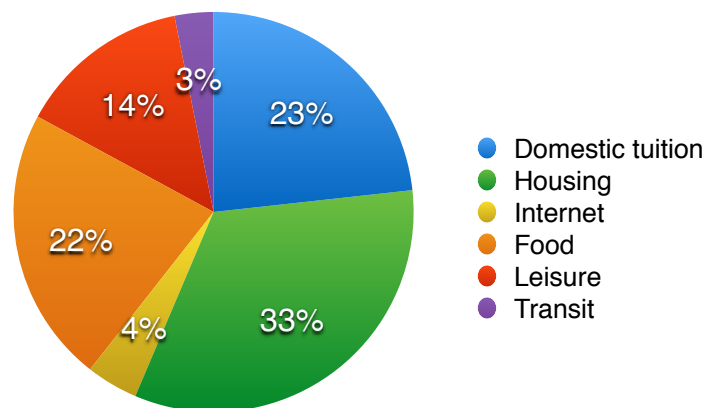
Expenses

	Monthly	Yearly average	Yearly minimum	Yearly maximum
Domestic tuition ³	-	4000	4000	4000
Transit	45	540	540	540
Housing ^{4,7}	300-650	5700	3600	7800
Internet	40-80	720	480	960
Food ^{5,7}	320	3840	3840	3840
Leisure ^{6,7}	200	2400	2400	2400

Disposable income (nearest 100\$)

	Scenario	Average expenses	Minimum expenses	Maximum expenses
Msc	Minimum funding	-\$2,700	-\$400	-\$5,000
	NSERC	\$300	\$2,600	-\$2,000
	One additional TA	-\$1,500	\$800	-\$3,800
PhD	Minimum funding	-\$1,200	\$1,100	-\$3,500
	NSERC	\$3,800	\$6,100	\$1,500
	One additional TA	\$0	\$2,300	-\$2,300

Yearly average expenses



Notes

- 1 - First year funding, PhD value is for PGS D only
- 2 - Numbers of paid TA hours included in minimum funding per year.
- 3 - First year domestic tuition
- 4 - Range from shared 3-bedrooms apartment outside of city centre to 1-bedroom in city centre. For most cases, the average is in good agreement with either a 3-bedrooms apartment in the city centre or a 1-bedroom outside of the city centre
- 5 - Groceries, two on-campus meals per week (\$8/meal) and one beverage (tea, coffee) per day (\$2/beverage)
- 6 - Fitness club, movies twice a month and restaurant four times a month
- 7 - Source : Crowd-sourced data from www.numbeo.com/cost-of-living/
- 8 - Provincial Medical Service Plan
- 9 - Some Francophonie countries have agreements with the government of Quebec giving them access to the same tuition fees and free health coverage

Funding reference(s)

- Laval University graduate students (11-2014)

McGill University

Funding

	Minimum	NSERC ¹	TA hours included ²	TA included funding	One additional TA
MSc	22500	28800	180	4800	n/a
PhD	22500	32300	180	4800	n/a

Funding after tuition

	Minimum	NSERC ¹	One additional TA
MSc	18600	24900	n/a
PhD	18600	28400	n/a

International

Tuition difference covered	Yearly MSP ⁸
Yes ⁹	1000 ⁹

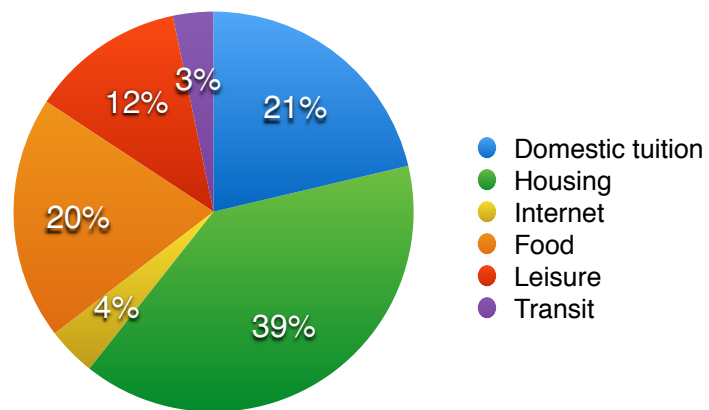
Expenses

	Monthly	Yearly average	Yearly minimum	Yearly maximum
Domestic tuition ³	-	3900	3900	3900
Transit	50	600	600	600
Housing ^{4, 7}	350-850	7200	4200	10200
Internet	40-80	720	480	960
Food ^{5, 7}	300	3600	3600	3600
Leisure ^{6, 7}	190	2280	2280	2280

Disposable income (nearest 100\$)

	Scenario	Average expenses	Minimum expenses	Maximum expenses
Msc	Minimum funding	\$4,200	\$7,400	\$1,000
	NSERC	\$10,500	\$13,700	\$7,300
	One additional TA	n/a	n/a	n/a
PhD	Minimum funding	\$4,200	\$7,400	\$1,000
	NSERC	\$14,000	\$17,200	\$10,800
	One additional TA	n/a	n/a	n/a

Yearly average expenses



Notes

- 1 - First year funding, PhD value is for PGS D only
- 2 - Numbers of paid TA hours included in minimum funding per year.
- 3 - First year domestic tuition
- 4 - Range from shared 3-bedrooms apartment outside of city centre to 1-bedroom in city centre. For most cases, the average is in good agreement with either a 3-bedrooms apartment in the city centre or a 1-bedroom outside of the city centre
- 5 - Groceries, two on-campus meals per week (\$8/meal) and one beverage (tea, coffee) per day (\$2/beverage)
- 6 - Fitness club, movies twice a month and restaurant four times a month
- 7 - Source : Crowd-sourced data from www.numbeo.com/cost-of-living/
- 8 - Provincial Medical Service Plan
- 9 - Some Francophonie countries have agreements with the government of Quebec giving them access to the same tuition fees and free health coverage

Funding reference(s)

- McGill Physics website (11-2014)

University of Montréal

Funding

	Minimum	NSERC ¹	TA hours included ²	TA included funding	One additional TA
MSc	15600	21500	0	0	1600
PhD	18000	25000	0	0	1750

Funding after tuition

	Minimum	NSERC ¹	One additional TA
MSc	10400	16300	12000
PhD	12800	19800	14550

International

Tuition difference covered	Yearly MSP ⁸
Merit awarded ⁹	1000 ⁹

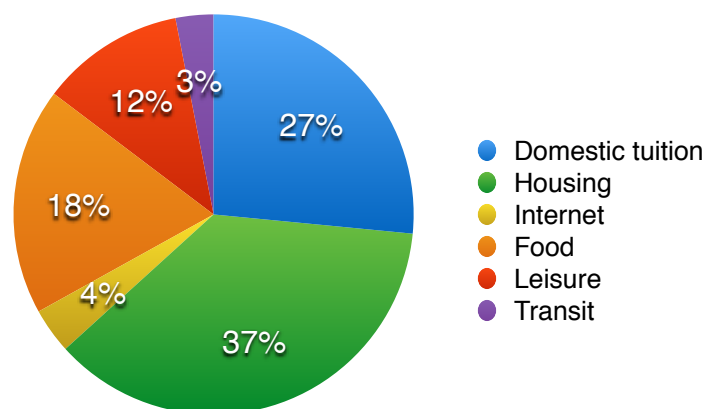
Expenses

	Monthly	Yearly average	Yearly minimum	Yearly maximum
Domestic tuition ³	-	5200	5200	5200
Transit	50	600	600	600
Housing ^{4, 7}	350-850	7200	4200	10200
Internet	40-80	720	480	960
Food ^{5, 7}	300	3600	3600	3600
Leisure ^{6, 7}	190	2280	2280	2280

Disposable income (nearest 100\$)

	Scenario	Average expenses	Minimum expenses	Maximum expenses
Msc	Minimum funding	-\$4,000	-\$800	-\$7,200
	NSERC	\$1,900	\$5,100	-\$1,300
	One additional TA	-\$2,400	\$800	-\$5,600
PhD	Minimum funding	-\$1,600	\$1,600	-\$4,800
	NSERC	\$5,400	\$8,600	\$2,200
	One additional TA	\$200	\$3,400	-\$3,100

Yearly average expenses



Notes

- 1 - First year funding, PhD value is for PGS D only
- 2 - Numbers of paid TA hours included in minimum funding per year.
- 3 - First year domestic tuition
- 4 - Range from shared 3-bedrooms apartment outside of city centre to 1-bedroom in city centre. For most cases, the average is in good agreement with either a 3-bedrooms apartment in the city centre or a 1-bedroom outside of the city centre
- 5 - Groceries, two on-campus meals per week (\$8/meal) and one beverage (tea, coffee) per day (\$2/beverage)
- 6 - Fitness club, movies twice a month and restaurant four times a month
- 7 - Source : Crowd-sourced data from www.numbeo.com/cost-of-living/
- 8 - Provincial Medical Service Plan
- 9 - Some Francophonie countries have agreements with the government of Quebec giving them access to the same tuition fees and free health coverage

Funding reference(s)

- University of Montréal Physics website (11-2014)
- University of Montréal graduate students (01-2015)